VOLLMER
Eine Marke von Viessmann

43768

Montageanleitung

H0 Fachwerkkirche Altbach

Mounting instruction

H0 Half-timbered church Altbach

DE

Bitte legen Sie die Einzelteile nach Buchstabengruppen zusammen und beginnen Sie dann entsprechend der Zeichnungen mit dem Zusammenbau.

EN

Arrange the individual parts by letter groups, and then begin assembling in accordance with the drawings.

1. Inhalt 1
2. Montage 2

1. Contents 1
2. Mounting 2

1. Inhalt/Contents

Dekopapier: 139214

Spr.-Nr.	Teile-Nr.	Stück
28355	28353	1
	28354	1
50915	50911	1
	50912	1
	50913	1
	50914	1
50920	50916	1
	50917	1
	50918	1
	50919	1
50930	50921	1
	50922	1
	50923	5
	50924	5
	50925	5
	50926	1
	50927	1
	50928	1
	50929	1
50959	50931	10
	50932	1
	50933	1
	50934	3
	50935	2
	50936	1
	50957	1
	50958	2
50940	50937	4
	50938	5
	50939	5
50955	50941	1
	50942	2
	50943	1
	50944	1
	50945	1
	50946	1
	50947	1
	50948	1
	50949	1
	50950	1
	50951	4
	50952	1
	50953	1
	50954	2
50956	50956	1
56180	56170	1
	56171	1
	56172	1
	56173	1
	56174	1
	56175	1
	56176	1
	56177	2
	56178	2
	56179	2
56191	56181	1
	56182	1
	56183	1
	56184	1
	56185	2
	56186	2
	56187	1
	56188	1
	56189	1
	56190	2

DE

Wir verwenden den recyclefähigen Kunststoff Polystyrol.

Wir gratulieren Ihnen zum Erwerb dieses hochwertigen Vollmer-Bausatzes. Die hohe Passgenauigkeit unserer Bausätze wird Ihnen viel Freude bereiten.

Diverse Kleber für die Bausätze finden Sie im Vollmer Sortiment.

Änderungen vorbehalten.
Keine Haftung für Druckfehler und Irrtümer.

EN

We use recyclable polystyrene.

Congratulations on your purchase of this Vollmer product. Our high quality kits will bring you much joy.

You will find various glues for the kits in the Vollmer product range.

Subject to change without prior notice.
No liability for mistakes and printing errors.

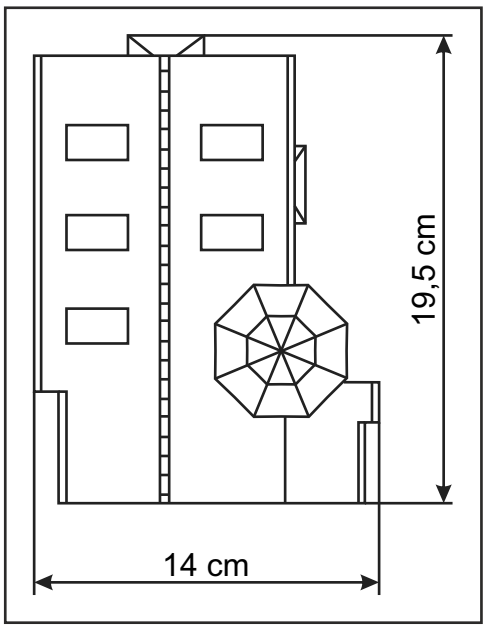

Viessmann Modelltechnik GmbH
Bahnhofstraße 2a
D - 35116 Hatzfeld-Reddighausen
info@viessmann-modell.com
+49 6452 9340-0
www.viessmann-modell.de

139553
Stand 03/sw
05/2022
SzT

Made in Europe

VOLLMER
Eine Marke von Viessmann

2. Montage
Mounting

Ⓐ

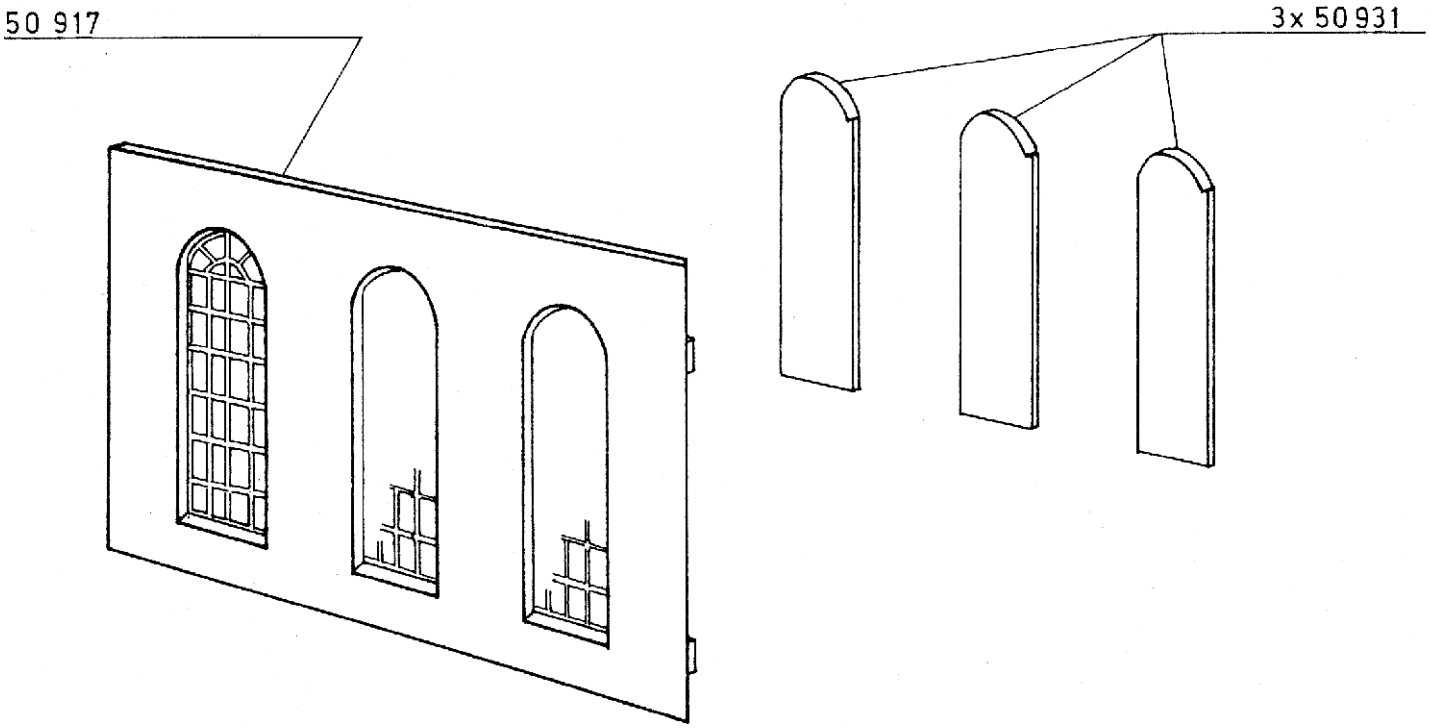

Ⓑ

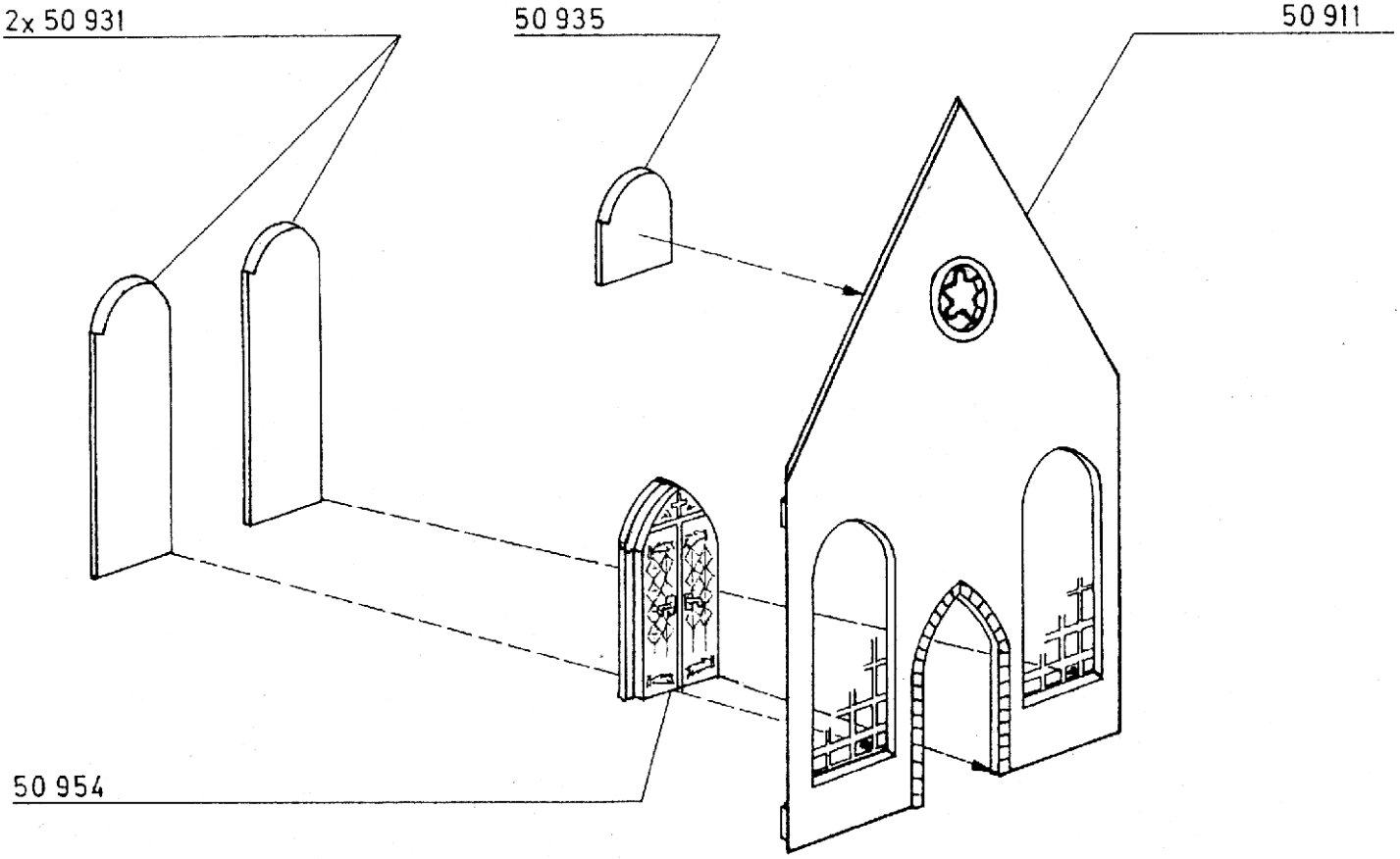

VOLLMER
Eine Marke von Viessmann

Ⓒ



Ⓓ

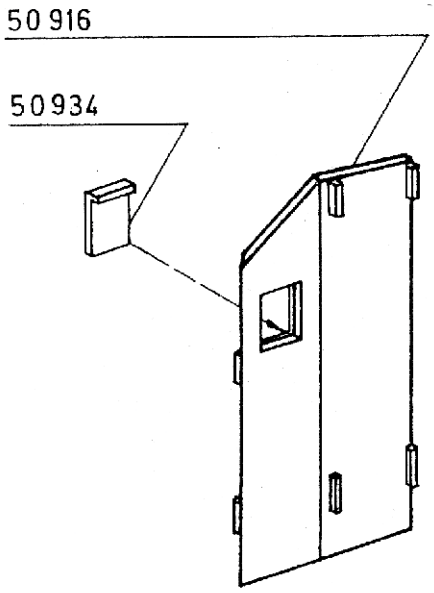

Ⓔ

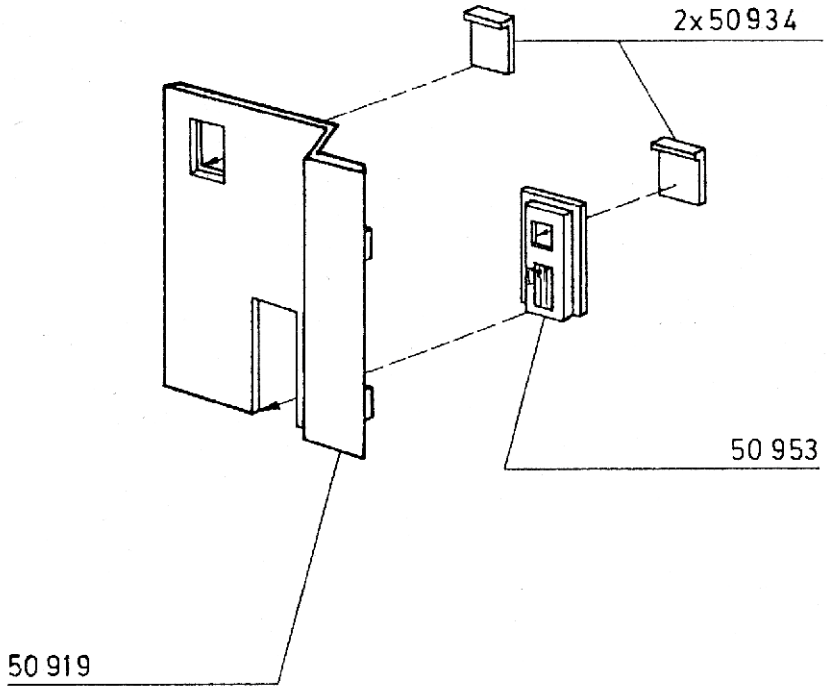

VOLLMER
Eine Marke von Viessmann

F

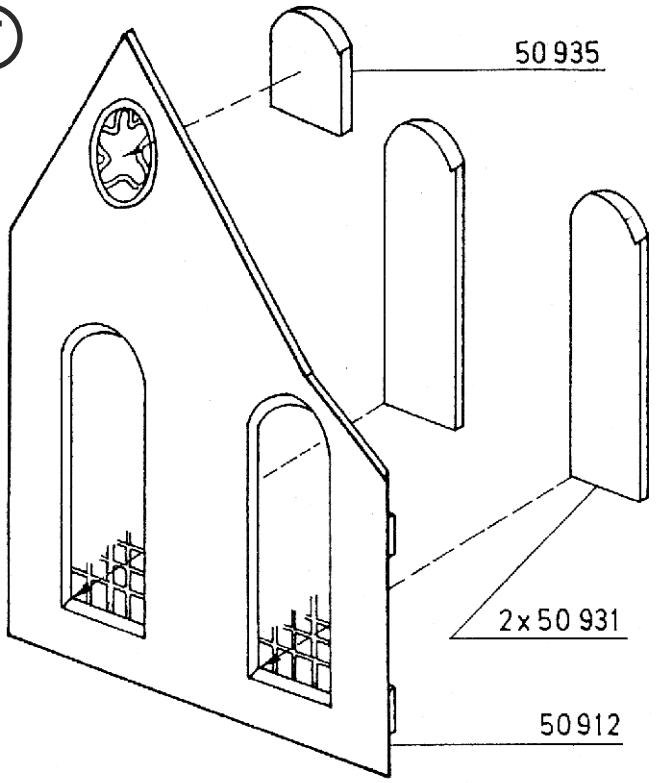

G

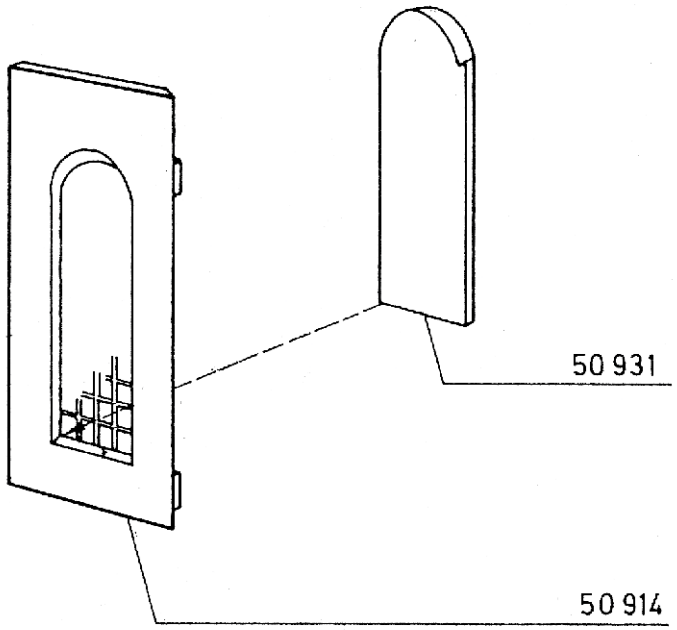

H

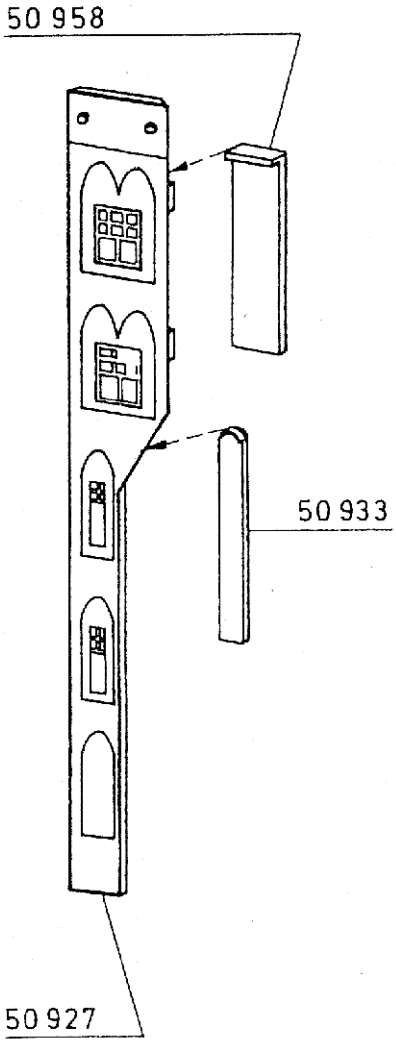

I

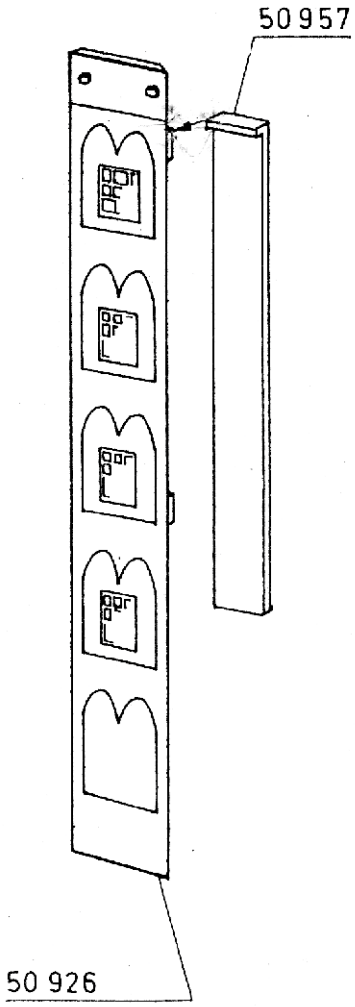

J

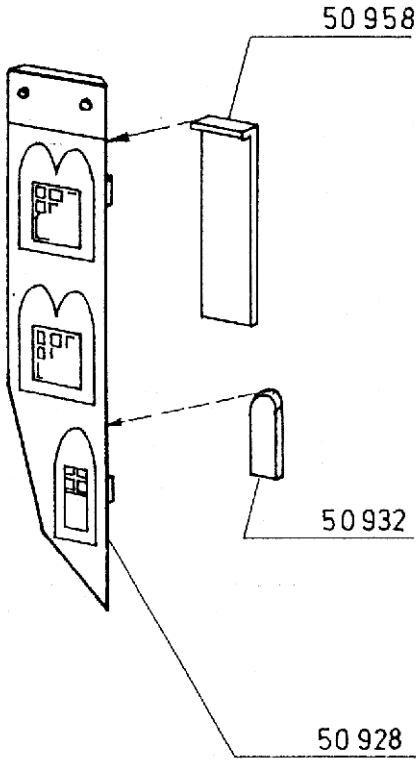

VOLLMER
Eine Marke von Viessmann

K

B
C
D
E
A
F
G
50 913
50 956

L

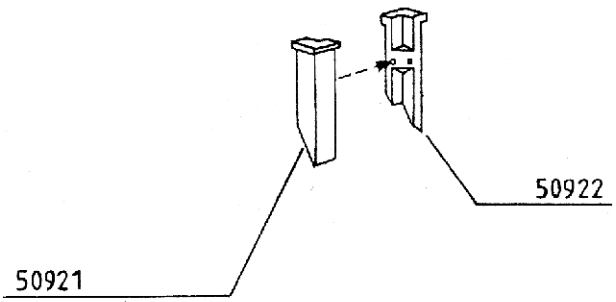

M 5x

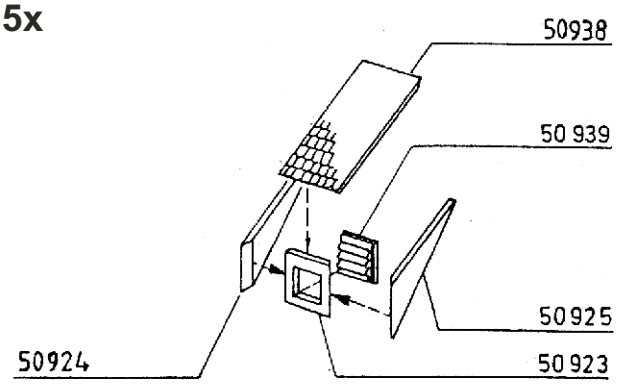

VOLLMER
Eine Marke von Viessmann

N

28354
28353
50929
56185
50960
J
56187
I
H
56185
2x56186

O 2x

56190
56177
56179
56178

Tipp:
Möchten Sie das Modell von innen beleuchten, verwenden Sie bitte die ***Viessmann* Art. 6832** Hausbeleuchtungssockel mit Glühlampe E5,5, klar.

Tip:
To illuminate the model from inside, please use ***Viessmann item 6832*** *clear E5,5 bulb with base.*

VOLLMER
Eine Marke von Viessmann

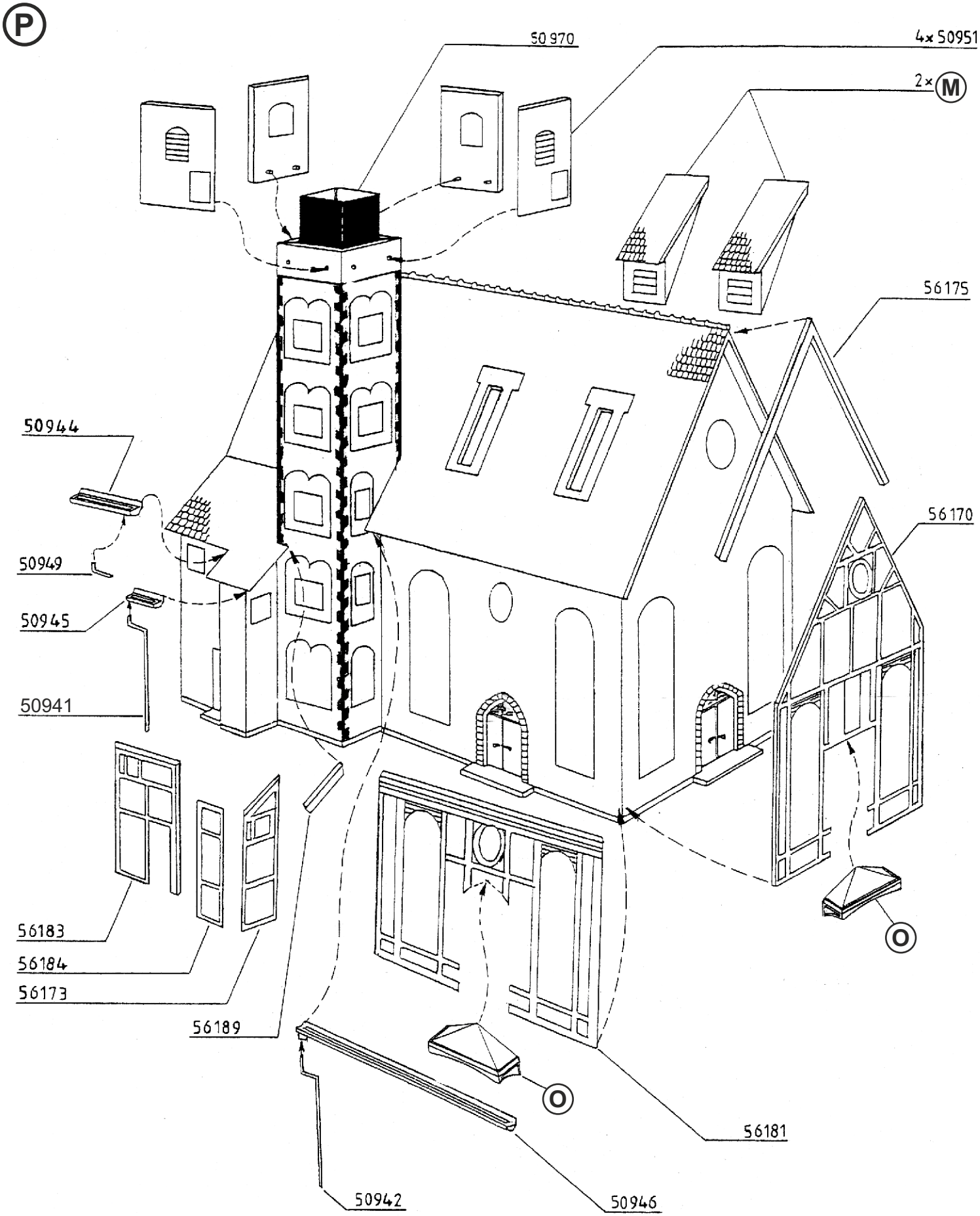

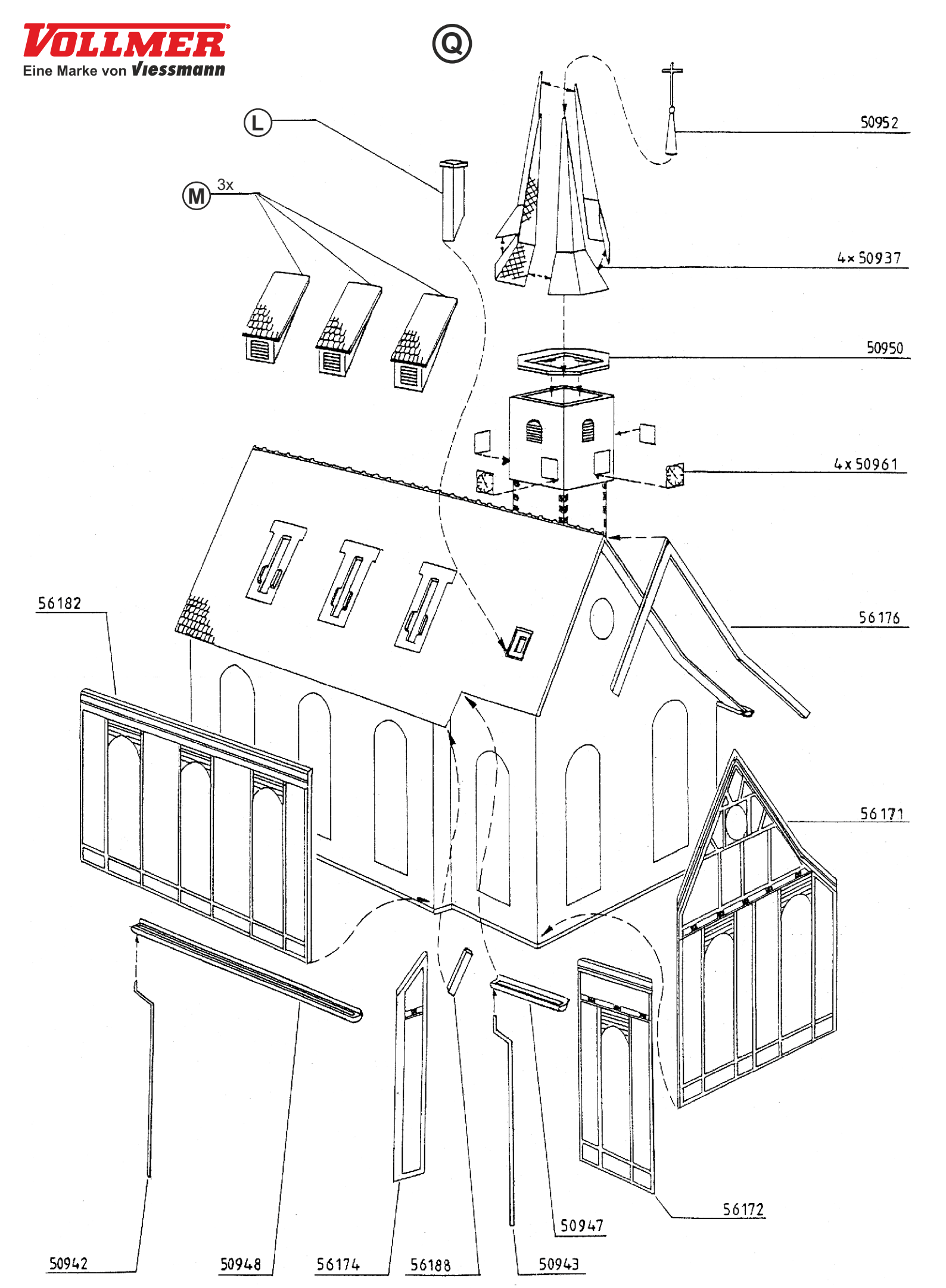
Q
L
M
3x
50952
4x 50937
50950
4x 50961
56182
56176
56171
56172
50947
50942
50948
56174
56188
50943